

**VALMOND
& GIBSON**


FACADE SYSTEMS

interlo 

Homes Edition.



**non-combustible
interlocking
rainscreen panels**





VALMOND & GIBSON

Our compliment
to your
pride & joy

valmondgibson.com



Certified non-combustible



100% recyclable





20 year warranty



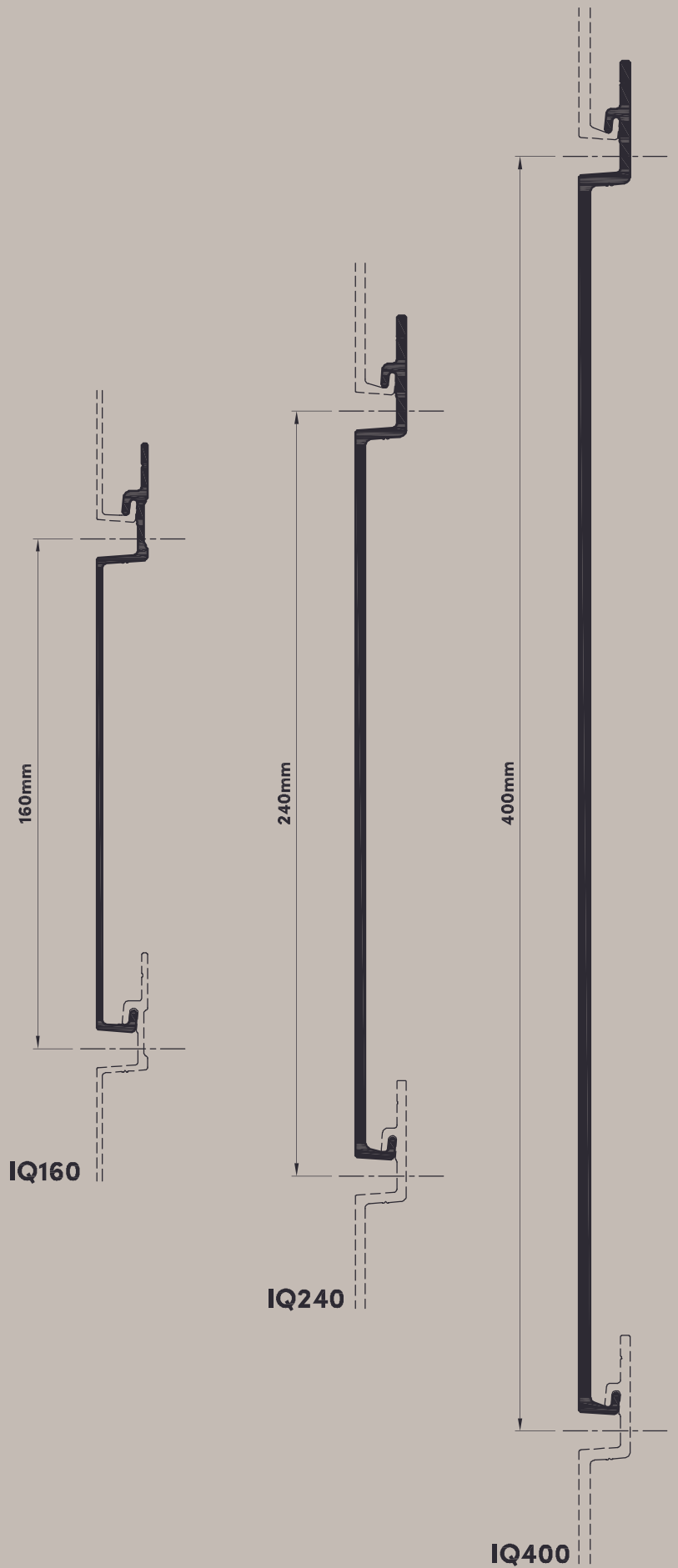

What is interloQ

interloQ is a locally designed extruded aluminium cladding system. Designed to suit commercial or residential projects, this certified non-combustible product allows complete architectural freedom.

With decades of industry experience, interloQ has been crafted for seamless integration. Installed simply as a clean, sharp-lined classic or in conjunction with our conneQt adaptors, interloQ provides endless design possibilities.



- Unique connection design
- Interchangable panels
- Multiple panel sizes
- Common installation method
- Pre-punched fixing slots






Why interloQ

interloQ transforms your home's facade into an architectural highlight, blending contemporary elegance with high durability.

When you choose interloQ, you're investing in a beautiful, show-stopping solution that adds value to your home and turns heads in your neighbourhood.

Are you ready to make your home the star of the block?



Fabrication process



Cutting

interloQ can be cut with most of the commonly available aluminium cutting saws.

Track-guided circular saws may be required for wide extrusions. The blade selection must be discussed with the saw manufacturer or supplier in order to achieve a clean, burr-free edge.



Machining

interloQ can be drilled using a high-quality High-Speed Steel (HSS) centre point drill bit typically used for aluminium.



Assembly

interloQ can be fixed with rivets or screws depending on the required specifications. Select the fixings' material to suit the application and consider thermal expansion and building movement.

It is not recommended to weld interloQ panels due to the heat generated having a potential affect on the finished coating.

Colour & finishes

interloQ can be finished with any of the available aluminium finishing methods.


From a wide array of powder coat colours, woodgrain effects and anodising you can be sure to achieve the desired look for your project.



Powder Coat




Anodised



Woodgrain



Custom Colours



Extra information



Handling and Storage

Care must be taken during transport, fabrication and installation to avoid dents and scratches. For best results please note the following:

- Avoid contact with sharp edges as these may scratch the finished surface.
- Ensure swarf is removed from the surface during and after fabrication.
- Allow a minimum of two people to manoeuvre full length panels to avoid scratching or injury.
- When stacking interloQ panels ensure surfaces are clean, dry and free from swarf, dirt and foreign objects. Allow separation material between finished surfaces.
- interloQ can be stored horizontally in a flat, cool, dry environment with relatively stable temperatures as well as vertically in a correctly supported frame.
- When stacking cases ensure to adopt safe work procedures to avoid damage and injury.



Sustainability

interloQ Aluminium panels are 100% recyclable offering our community and environment a sustainable choice commitment.



Cleaning & Maintenance

To extend the life of interloQ products and to comply with warranty requirements, a simple, regular maintenance program should be implemented.

The effects of ultra-violet light, atmospheric pollution, dirt, grime and airborne salt deposits can all accumulate over time and should be removed at regular intervals.

As a general rule, cleaning should take place every three months. In areas where pollutants are more prevalent, such as beachfront houses and industrial or geothermal areas, then a cleaning program should be carried out on a more frequent basis ie; every one to two months.

- Carefully remove any loose surface deposits with a wet sponge.
- Use a soft brush (non-abrasive) and a dilute solution of a mild detergent, eg; pH-neutral liquid hand dishwashing detergent in warm water (DO NOT use solvents) to remove dust, salt and other deposits.
- DO NOT use turpentine, white spirits, thinner or other aggressive solvents on powder coating (these may be harmful to the extended life of the powder coated surface and should be avoided as the damage may not be visible immediately and may take up to twelve months to appear)
- DO use isopropyl alcohol or Methylated spirits and rinse with warm soapy water.
- DO NOT rub powder coating excessively, especially metallic finishes.
- Keep sunscreens away from powder coating, some sunscreens adversely affect painted finishes.
- Ensure you thoroughly rinse the surfaces with clean fresh water after cleaning to remove all residues.



Warranty

interloQ surface finish warranty is based on the selected finish, product range.
Contact Valmond & Gibson for more information on warranties.



For information about
Valmond & Gibson contact:
sales@valmondgibson.com
1300 097 999



Or visit valmondgibson.com where you'll find resources detailing:

- Architectural details
- Finishing options and colour selections
- Valmond & Gibson technical data
- Product brochure downloads
- Machining & installation guides
- Specifiers kit
- Warranty information
- Contact information

All colours represented in all imagery have been reproduced as a guide only.

For precise colour representation please refer to physical product samples.

You can order Valmond & Gibson samples online at valmondgibson.com

This brochure has been designed and printed in Australia.

interlo 

**VALMOND
& GIBSON**

valmondgibson.com

sales@valmondgibson.com

Version H-24_AUS

1300 097 999